

EXPLODING KITTENS RECIPES FOR DISASTER THE RULES

PLAYERS: 2-5


CONTENTS: 121 CARDS

13 RECIPE CARDS

5 BLANK RECIPE CARDS

CONE OF SHAME

FIELD GUIDE



HEY! DON'T READ THESE RULES!

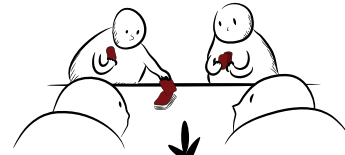
READING IS THE WORST WAY TO
LEARN HOW TO PLAY A GAME.
INSTEAD, GO ONLINE AND WATCH
OUR INSTRUCTIONAL VIDEO:




WWW.RECIPES.GAME

HOW IT WORKS

In the deck of cards are some Exploding Kittens. You play the game by putting the deck face down and taking turns drawing cards until someone draws an Exploding Kitten.



When that happens, that person explodes and they are out of the game.



All of the other cards will give you powerful tools to help you avoid exploding!

This process continues until there's only 1 player left who wins the game.

BASICALLY

IF YOU EXPLODE, YOU LOSE.

AND YOU ARE FULL OF INCENDIARY LOSER SADSAUCE.

IF YOU DON'T EXPLODE, YOU WIN.

AND YOU ARE FULL OF GREATNESS. GOOD JOB, BUDDY.

AND ALL OF THE OTHER CARDS

WILL LESSEN YOUR CHANCES OF GETTING EXPLODED
BY EXPLODING KITTENS.

FOR EXAMPLE

You could use a **See the Future** to peek at the top few cards in the Draw Pile.

If that reveals an Exploding Kitten, you could then use a **Skip** to end your turn and avoid drawing it.



Exploding Kittens: Recipes for Disaster

includes 13 Recipe Booklets describing different ways to play. The Recipe Booklets are explained in detail on the other side of this sheet, but for now just pick one that looks interesting to you and matches the number of players you have.

If this is your first time opening the box, we've already put the Recipe "Nope Sauce" in its own bundle so you can get started immediately.

- 1 Pick a Recipe Booklet and open it. Build a deck using the ingredients listed on the inside of the Booklet.

CARD COUNT

For some Recipes, the number of copies of a card you need depends on how many people are playing:

EXAMPLE



For example, this means you should insert enough Exploding Kittens to equal the number of players minus 2 (i.e. if you had 5 players, you would insert 3 Exploding Kittens).

Some cards will show a (2x), (3x), or (5x) next to the card type.

EXAMPLE



Those numbers are part of the name of the card, and don't affect how many cards you should add to the deck.

- 2 Now that your deck is assembled, remove any Exploding Kittens, Imploding Kittens (if applicable), and Defuses from the deck and set them aside.

- 3 Find the "Each Player Starts With" section on the Recipe Booklet. This tells you how many **Defuses** each player starts with (if applicable), as well as how many **Starting Cards** to deal from the deck to each player.

EXAMPLE



Look at this part of your Recipe Booklet and deal that many Defuses to each player. If there are extra Defuses, insert them back into the deck.



SETUP

- 4 Shuffle the deck with the extra Defuses (if any), then deal the correct number of **Starting Cards** face down to each player. You can look at your hand, but keep it secret.




EXAMPLE



DEFUSES

Each player is dealt a Defuse listed in the selected Recipe. Defuses are the most powerful card in the game. These are the only cards that can save you from exploding. If you draw an Exploding Kitten, instead of dying, you can play a Defuse and reinsert the Kitten back into the Draw Pile anywhere you'd like in secret.



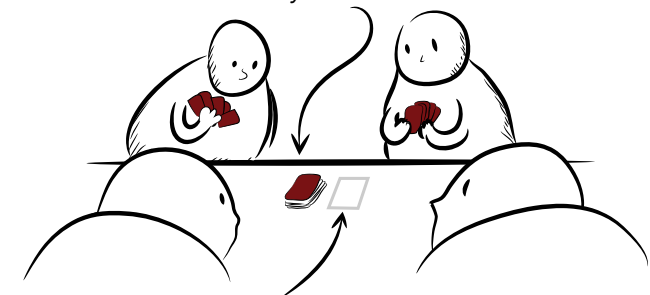
Try to get as many Defuses as you can.

- 5 Insert the Exploding Kittens (and Imploding Kittens, if applicable) you set aside back into the deck.



- 6 Shuffle the deck and put it face down in the middle of the table.

This is your Draw Pile.



(Be sure to leave some space for a Discard Pile as well.)

- 7 Pick a player to go first. (Some sample criteria: most excited about going first, most intimidating odor, shortest spleen, etc.)

TAKING YOUR TURN

- 1 Gather your cards into your hand and look at them. Do one of the following:

PLAY

Play a card from your hand by placing it FACE UP on top of the Discard Pile. Follow the instructions on the card.



Read the text on a card to learn what it does.

After you follow the instructions on the card, you can play another card. You can play as many cards as you'd like.

OR

PASS

Play no cards.



- 2 End your turn by drawing a card from the top of the Draw Pile into your hand and hoping it's not an Exploding Kitten.



Play continues clockwise around the table.

REMEMBER

Play as many or as few cards as you'd like, then draw a card to end your turn.



ENDING THE GAME

Eventually, every player will explode except for one, who wins the game!
You won't ever run out of cards in the Draw Pile because you inserted enough Exploding Kittens to kill all but 1 player.

THREE MORE THINGS

- ✓ A good strategy generally is to save your cards early in the game while your chance of exploding is low.
- ✓ You can always count the cards left in the Draw Pile to figure out the odds of exploding.
- ✓ There is no maximum or minimum hand size. If you run out of cards in your hand, there's no special action to take. Keep playing. You can draw another card at the end of your next turn.

EXAMPLE TURN

YOU SUSPECT THE TOP CARD IN THE DRAW PILE IS AN "EXPLODING KITTEN." SO INSTEAD OF PASSING AND THEN DRAWING A CARD TO END YOUR TURN, YOU DECIDE TO PLAY A "SEE THE FUTURE" ALLOWING YOU TO PRIVATELY PEEK AT THE TOP 3 CARDS IN THE DRAW PILE.



WHILE VIEWING THE 3 TOP CARDS YOU SEE THAT YOU WERE RIGHT, AND THE TOP CARD (THE CARD YOU'RE ABOUT TO DRAW) IS AN "EXPLODING KITTEN."



YOU DECIDE TO PLAY AN "ATTACK" TO END YOUR TURN AND FORCE THE NEXT PLAYER TO TAKE 2 TURNS.



BUT THEN ANOTHER PLAYER PLAYS A "NOPE" WHICH CANCELS YOUR "ATTACK," SO IT'S STILL YOUR TURN.



YOU DON'T WANT TO DRAW THAT TOP CARD AND EXPLODE, SO YOU PLAY A "SHUFFLE" AND RANDOMLY SHUFFLE THE DRAW PILE.



WITH THE DECK FRESHLY SHUFFLED, YOU DRAW THE TOP CARD TO END YOUR TURN AND HOPE IT'S NOT AN "EXPLODING KITTEN."

THE CONE OF SHAME

The first player to forget either whose turn comes next or the direction of play will become a human direction indicator and must wear the Cone of Shame for the rest of the game.

Rotate the Cone around your head so that the correct arrow indicating the direction of play is facing forward for all players to see. Whenever a Reverse Card is played, rotate the Cone around your head to indicate the new direction of play.

If you look particularly awesome wearing the Cone of Shame, be sure to share your pics with us at @gameofkittens.




SPECIAL COMBOS

(READ THIS AFTER YOU'VE PLAYED YOUR FIRST GAME)


TWO OF A KIND

Playing matching pairs of Cat Cards (where you get to steal a random card from another player) no longer only applies to Cat Cards. It now applies to ANY pair of cards in the deck with the same title (a pair of Shuffle Cards, a pair of Attack Cards, etc.) Ignore the instructions on the cards when you play them as a Special Combo.



THREE OF A KIND

Exactly the same as Two of a Kind, but you get to name the card you want from the other player. If they have it, you get to take it. If not, you get nothing. Ignore the instructions on the cards when you play them as a Special Combo.




WHAT IS A RECIPE?

In this box is a collection of the best cards from Exploding Kittens, Imploding Kittens, Streaking Kittens, and Barking Kittens. This huge collection of cards contains the raw ingredients for 13 new ways to play Exploding Kittens.



The Recipe Booklets in the box each contain instructions on how to assemble the cards you'll need to play that particular version of the game. Want to play a game that's only 2 minutes long? There's a Recipe for that. Want a version that lets you spy on other



players? There's a Recipe for that too.

Each Recipe contains the ingredients for a standalone deck. If you've played Exploding Kittens before, some Recipes and ingredients might seem incomplete or unusual. But each one has been carefully crafted. Try them as they are written, and then try your own modifications!

We've also included 5 blank Recipe Booklets so you can invent your own version of



Exploding Kittens. Even more versions are available at www.recipes.game
Just pick a Recipe, put it together, and play!

STOP READING! GO PLAY!

IF YOU HAVE QUESTIONS ABOUT SPECIFIC CARDS, YOU CAN LOOK THEM UP IN THE FIELD GUIDE.

©2024 EXPLODING KITTENS | MADE IN CHINA
7162 BEVERLY BLVD #272 LOS ANGELES, CA 90036 USA
IMPORTED BY EXPLODING KITTENS.
INTO THE UK: OCEANA HOUSE, 1ST FLR 39-49 COMMERCIAL RD SOUTHAMPTON, HAMPSHIRE SO15 1GA, UK
INTO THE EU: 10 RUE PERGOLESE, 75116 PARIS, FR
INTO AUSTRALIA: LEVEL 8, 230 COLLINS STREET, MELBOURNE VIC 3000 AU
SUPPORT@EXPLODINGKITTENS.COM | WWW.EXPLODINGKITTENS.COM
LONS-202410-101